



**RAMAGYASCHOOL, NOIDA**  
**Vacation Enrichment Programme [VEP]**  
**2018-19**  
**Class-II**

Dear Children,

The much awaited summer vacation has begun. It is a time for relaxation and enjoyment but it is also important to continue to learn. Let vacation time be a doorway to creativity, learning, growth and joy. We have a very interesting vacation enrichment programme for you. Utmost care has been taken to ensure that you use your creativity, your innovative ideas and your imagination to shape your assignments into amazing creations.

---

**ENGLISH**

**(Concept based)**

- Take an A3 size sheet of any colour and make a collage of pictures of words with blends /br/, /dr/, /tr/, /sp/, /sm/ & /st/. Speak the words loudly and stress the used blend. Use your own creativity to make it look attractive.



**Life Skills**

**(Application based)**

- Holidays are always a welcome break from the normal routine and we all look forward to them. Use this time to visit different places of your choice. Create your own '**travel diary**'. Think about the things you saw at these places and write your experience in it. Also paste the pictures to make it a lifetime memory.

**(HOTs)**

- **Reading Time-** To inculcate the habit of reading, enrichment of vocabulary and for better linguistic & communication skills, read any of the stories like Aladdin and the Magic Lamp, Hansel and Gretel, The Three Little Pigs etc. Pick any two characters from your favourite story, one you like and the other you don't like and also describe why you like that character and why you don't like the other one. Do this work in your scrap book and also draw or paste their pictures.



**(Value based)**

**Beat the heat**



To beat the heat this summer, prepare lemonade. Take a glass of chilled water. Add one teaspoon of sugar and pinch of salt. Squeeze one or half lemon in it, mix it well and serve it your grandparents. Click your photograph as you serve the lemonade to your elders and paste it in your scrapbook.



- Revise all the work done in book, workbook and notebook.

## हिंदी

(Concept based)

१. कक्षा में आज तक के किये हुए कार्य का संशोधन(Revision)

(Application Based)

- जंगल बुक फिल्म में से अपने पसंदीदा किरदार का नाम लिखिए व उसका एक रंगीन चित्र किसी भी रंग की(A4 Size Pastel sheet) पर चिपकाइये अथवा बनाइये।



मेरे पसंदीदा किरदार का नाम \_\_\_\_\_

आपको यह किरदार क्यों पसंद आया दो या तीन वाक्यों में लिखकर बताइये।

(HOTs)

- पंचतंत्र से कोई एक कहानी पढ़कर निम्न प्रश्नों के उत्तर अपनी उत्तर पुस्तिका में लिखें तथा सजाएं

क) कहानी का नाम

ख) कहानी के मुख्य पात्रों के नाम

ग) आपका पसंदीदा पात्र तथा उसका चित्र

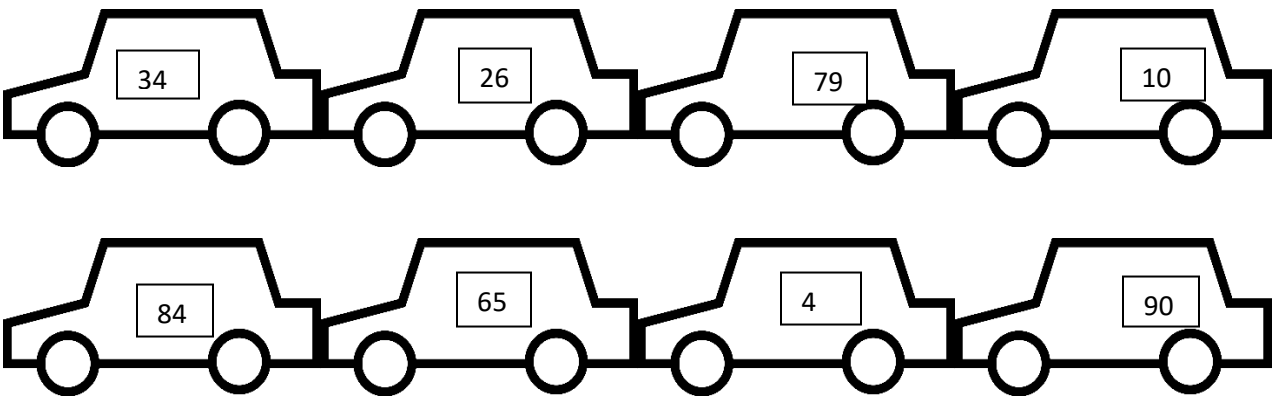
(Value based)

२. हिंदी पाठ्य पुस्तक में से पाठ 'कौन सिखाता' कविता याद करिए एवं उस पर आधारित कुदरत से मिलने वाली वस्तुओं का एक रंगीन कोलाज बनाइए।(Do this work in your scrapbook.)

## MATHS

(Application based)

- Colour as directed.



Digits in odd number-Blue

Digits in even number-Pink

(Value based)

- Scrap Book Activity

The Delhi Government introduced Odd and Even a system to control the traffic in Delhi. In this system a

vehicle was allowed to run across the city based on their registration numbers. Look in your locality and write down the registration numbers of five vehicles which allowed to run on even dates. Also note down the registration numbers of five vehicles which were allowed to run on odd dates. Draw the table given below in your Scrap Book using Sketch Colors, Crayons and complete the given table.


Registration Number	Odd or Even number	Digit on ones place

- Note-a) Practice all the work done in the class.  
 b) Maths Practice Worksheet given.

**EVS**  
**(Concept based)**

- Animals that have feathers, beaks and wings are called birds. Given below is the picture of a bird. Look it carefully and label the parts of a bird with the help of help box.

Science Connection ~ Label the Bird



**(Application based)**

- Grow any one plant in your garden or in a pot. Click photographs of the different stages of the plant and paste them in your scrap book.



- Make a food chart on a colored A4 size sheet and write your weekly plan. (At least for a week). Mention, what will you have in breakfast, lunch and dinner and categorize it as Healthy food or Junk food.

## Value based)



We must keep our surrounding clean. It is not only looks beautiful but also keeps us healthy. Follow three ways in which you can clean your surroundings during holidays. Click your pictures and paste them in your scrap book.



## Computer

(Concept based)

1. Paste pictures of any two places where you have seen computers on coloured A4 sheet.

(Application based)

1. Download the software "ChildsPlay" from the link :

[https://sourceforge.net/projects/childsplay/?source=typ\\_redirect](https://sourceforge.net/projects/childsplay/?source=typ_redirect)

Click on Download.

(Childsplay is a software that let young children use the computer and at the same time learn a little math, letters of the alphabet, spelling, eye-hand coordination etc.)

Do practice of child's play app by following stated below steps.

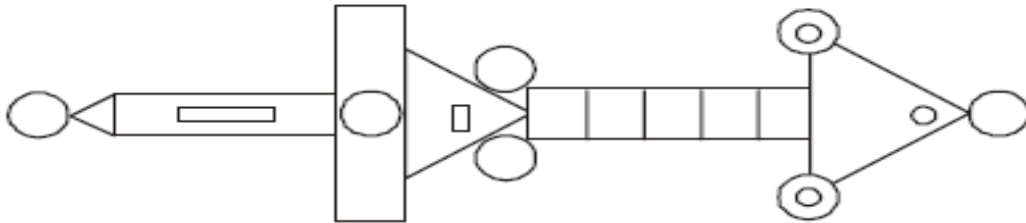
- Double-click ChildsPlay icon on the desktop
- Click on Keyboard Training difficulty
- Type the falling letters on the keyboard before they hit the ground.



## ART

- Do Page no – 27, 28, 37 and 39 in your art book.

**Q1. How many circles are there in the given picture ?**



- a) 9                      b) 10                      c) 12                      d) 8

**Q.2. In this summer vacations visit a stationery shop, a shopping mall and an ice-cream parlor. Attach the bills in your class work notebook and calculate total amount of money spent in all the activities.**

**Q3. Follow the Calendar for the month of June 2018 and Fill in the Blanks.**

JUNE 2018						
SUNDAY	MONDAY	Tuesday	Wednesday	Thursday	Friday	Saturday
					1	2
3	4	5	6	7	8	9
10	11	12	13	14	15	16
17	18	19	20	21	22	23
24	25	26	27	28	29	30

1. What day of the week is June 22? \_\_\_\_\_
2. What day of the week is June 4? \_\_\_\_\_
3. What date is the third Monday in June? \_\_\_\_\_
4. What date is the First Friday in June? \_\_\_\_\_
5. How many Sunday's are there in June? \_\_\_\_\_
6. Mark all the Sunday's with red color. \_\_\_\_\_
7. Mark all the Saturday's in blue color. \_\_\_\_\_

**Q4. Solve the following by using expanding form method.**

a)  $45 + 23 =$  \_\_\_\_\_

tens	+	<input type="text"/>	ones	<input type="text"/>		
	+	<input type="text"/>	tens	+	<input type="text"/>	ones

---

tens	+	ones	<input type="text"/>	+	<input type="text"/>
------	---	------	----------------------	---	----------------------

b)  $53 + 43 =$  \_\_\_\_\_  tens +  ones

$$\begin{array}{r}
 + \square \text{ tens} + \square \text{ ones} \\
 \hline
 \square \text{ tens} \quad \square \text{ ones} \\
 \hline
 \end{array}$$

**Q6 Solve**

(a) Rita is 12 years old and her mother is 34 years old. What is the difference between their ages?

Ans.

--

**Q5 (b). What number should be subtracted from 40 to get 10?**

Ans. \_\_\_\_\_

	T	O
	4	0
-		
	1	0

**Q5 (c). Danish has 15 red balloons and 4 green balloons. How many balloons are there in total?**

Solution: - Number of red balloons \_\_\_\_\_

Number of green balloons \_\_\_\_\_

Ans. There are \_\_\_\_\_ balloons in total.

	T	O