



# RAMAGYA SCHOOL VACATION ENRICHMENT PROGRAMME NURSERY (2018 – 19)

## HAPPY SUMMER HOLIDAYS



Dear Parent(s)

We wish you and your children a very happy summer vacation. It's time to enjoy and create a bond with family, friends and relatives. To utilize this time in the most constructive way we have prepared Vacation Enrichment Programme (VEP) for the students.

Young students are gradually settling down in the class. With laughter and giggling. Voices are enlivening the class & the school has started the process of developing a close and secure relationship with your child. On the other hand, upcoming summer holidays are telling us to take a break & allow the students to establish close tie with family members and explore the different learning horizons of the world. So parents, enjoy the beautiful company of your child in the summer holidays who is very curious to learn new things.

To make the holidays exciting and constructive for the smart generation next, here are some suggestions:-Become a walking dictionary for your child. As your child is a school goer, try to avoid the tendency to use baby talk. It can be fun, but hearing the right sound of a word is better for toddlers' development. A warm smile and repetition of the words will set you in the right direction. .... repeat & smile when you say water (instead of num mum). The school does not expect your child to behave like puppets or robots but we should definitely like you to become social interpreters for your child. We are aware that this exercise will take much patience & good moulding on your part but it is well worth it.

With beginning of the new session, we are trying to make move the young students imbibe good table manners while they eat. Take up your role during holidays and remind them about good etiquettes like..... washing of hands, spread table mats, napkin, not to spoil food all prior to starting of meal time.

- Kindly ensure that the vacation enrichment programme is completed by the students under the guidance of the parents.

### **Language Development:**

- Focus to be given on phonetics of English letters. Encourage your child to converse using phonic sounds while talking about English letters. Encourage your child to tell words related to phonic sounds.
- **Use general English words in your daily conversation with your ward, like**  
Keep it, hold it, Come down, Come here, Go there, Go up, Sit, Stand up, Get in the car, Got it, I'm hungry, thirsty, I want to play, drink milk, Take this, I want ....., I don't want....., I like.....
- Help your ward to learn about the things used in drawing room, bedroom, bathroom and kitchen.
- Make a collage of the characters from any one of your favourite story and paste it in a A4 size coloured sheet.
- Show and tell: Choose any one object example ball, balloon, pencil box etc. From your surroundings every day and help your child speak a few lines on it.
- Have rhyme time with your child, help him/her to use voice modulation and actions from tales and Tunes Book (minimum 5 rhymes in total)

### **Cognitive Development:**

- Take your ward to the garden & discuss about the big / small, tall / short objects.
- Make your ward recognize the English letters taught so far (A, B, C, D) and the words related to their phonic sound through magazine, newspaper and story books. Also encourage him/her to learn about new words related to the phonic sounds taught so far (Auh, Buh, Cuh, Duh).

### **Motor Development:**

- With the help of your mother, make a card for your father on occasion of Father's Day by doing vegetable/thumb/ leaf printing/ paper tearing and pasting etc.
- Help your child to dress up by their own, buttoning your shirt & tying shoe laces on your own.
- Help your child to make objects of your choice with clay (e.g. patterns, shapes, alphabet, number, flower, etc)
- Take some dough from Mummy & mould it in to circle shape and learn sequence counting 1 – 3.

### **Social and Emotional development:**

- Spend time with Grand Parents & listen one story from them.
- Help your mother in dusting, cleaning, filling up the water bottle, the ice trays, watering plants, keep your own things in proper place.
- Take your child for a morning or evening walk and help him to make friends.
- Make your child to learn how to greet with a smile when someone comes to the house, preferably in English.
- Help your child converse freely but politely with visitors, relatives coming over to the house. - Answering the phone calls with a polite "Hello!", Also asking "May I know who is calling?"
- Sitting at the dining table with the family to eat the meals, using proper table manners. Do not watch television while having meals with the family.
- Sharing toys, colours, etc. with your siblings.
- Show your child how to arrange their toys properly in room after playing with it.
- Encourage your child to water the plants.
- Talk to your child about:
  - The importance of keeping our surroundings clean

➤The good habit of sharing and making friends. –

- Father's Day activity (17th June): Let's become 'little chefs'. Put on your chef's cap and get going in the kitchen and prepare a Lemonade for your father to strengthen the father-child bond.

#### **Aesthetic Development:**

- Help your ward to learn one Hindi rhyme with introduction and action for recitation competition to be held in July.
- Help your ward to learn the names of grand parents and siblings and count the numbers 0-5 through different objects.
- Help your ward to learn counting through the fingers of your hand & toes of your feet and match with your parents

#### **Physical Development:**

- Help your ward do daily exercises and yoga that will make them healthy.
- Invite your friends and play any game like building block, puzzle, ball (catch, throw, kick the ball).

#### **Creative development**

- Make sandwich with your ward stuffed with raw red and yellow vegetables with help of your elders.

#### **Every Day**

- Teach your ward to switch-off the electrical appliances when they are not in use.

# HOLIDAY HOMEWORK

## **Practice Work in Notebook**

**English Notebook:** – One page each of the following letters – A, B, C, D in Capital, and a, b, c, d in Small.

**Maths Notebook:** – One page of each numbers ---- 1, 2, 3.

**Stories:** - Kindly narrate to your ward the stories related to letters A to D from the book “Phonics Fun!” pg. no-14, 82, 34, 58.


**EVS:** - Revise the following topics

- Myself.
- My School.
- My Class room.
- My Neighborhood.


**Rhymes:** - Reference book Tales and Tunes- Learn

- Ten little fingers.
- Head and Shoulder.

- Recognize the capital letter and circle its correct small letter.


A  i d a y

B  f b u c

C  d y c e

D  k e d u


- Match the pictures with their letters.




C



B



A




D

Count and match with their correct number

3



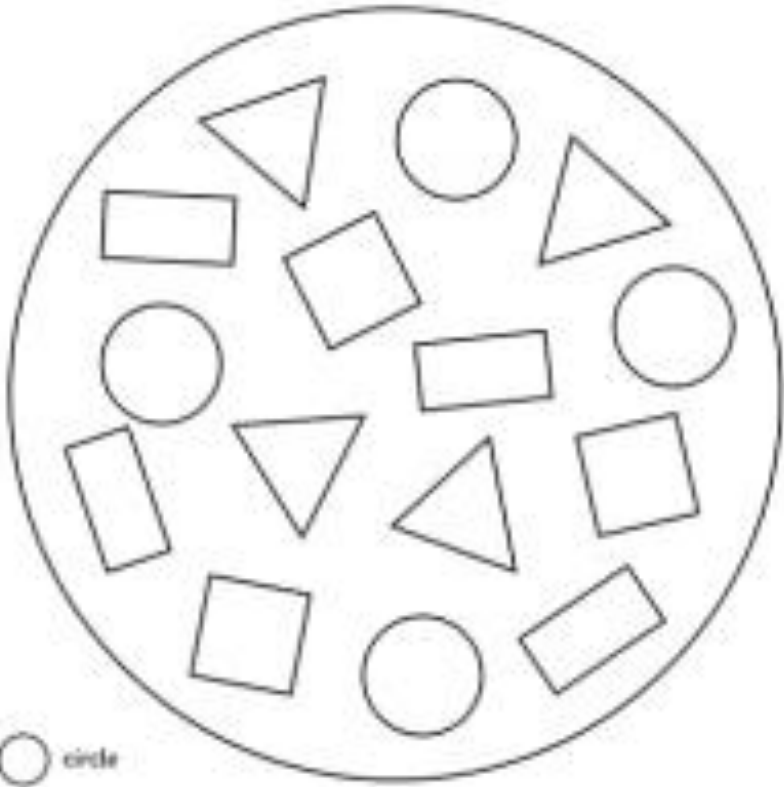
2



1



**Trace and colour the circle shape.**

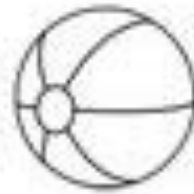
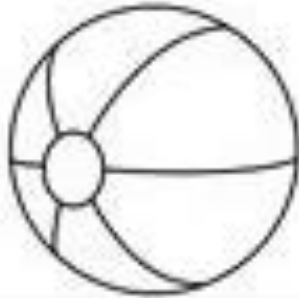
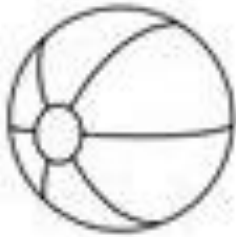




**Draw and colour any two circle shape objects**

--	--




Colour the biggest object with red colour and the smallest in yellow colour.



	<p><b>3 9 6</b></p>
	<p><b>9 2 5</b></p>

**Count and circle the correct number.**

**Count and write with the correct number.**



# GENERAL QUESTIONS

Ques 1: What is your name?

Ans: My name is .....

Ques 2: What is the name of your school ?

Ans: My school's name is **RAMAGYA SCHOOL.**

Ques 3: What is the name of your Principal ?

Ans My Principal's name is Mrs.**Meenakshi Zarabi**

Ques 4: Where do you live ?

Ans I live in .....

Ques 5: What is your Father's name ?

Ans My Father's name is .....

Ques 6: What is your Mother's name ?

Ans My Mother's name is .....

Ques7 : How do you come to school ?

Ans I come to school by .....

Ques8 : In which class do you study ?

Ans I study in class Nursery .....

Ques:9 : What is your Mother's phone number?

Ans: My Mother's phone number is.....