

**RAMAGYA SCHOOL**  
**VACATION ENRICHMENT PROGRAMME**  
**Pre- Nursery (2018-2019)**

**SUMMER HOLIDAY**

Days of fun

Now not in a bun

Summer holidays are pleasure

And the children's treasure

It's the glory

Of visiting a fairy

The trees are all dressed

in color which match best

The birds are flying here and there

Something in their beak, is it a pear?

The summer holidays come full of light

Long days and short nights.



Dear Parent(s)

Young students are gradually settling down in the class. Laughter and giggling voices are enlivening the class & the school has started the process of developing a close secure relationship with your child. On the other hand, upcoming summer holidays are telling us to take a break & allow the students to establish close ties with family members and explore the different learning horizons of the world.

We wish you and your children a very happy summer vacation. It's time to enjoy and create a bond with family, friends and relatives. To utilize this time in the most constructive way, we have prepared the Vacation Enrichment Programme (VEP) for the students of Pre-Nursery based on the principle of 'learning by doing' for his/her holistic development.

So parents, enjoy the beautiful company of your child in the summer holidays who is very curious to learn new things. To make the holidays exciting and constructive for the smart generation next, here are some suggestions:-

Become a walking dictionary for your child. As your child is a school goer, try to avoid the tendency to use baby talk. It can be fun, but hearing the right sound of a word is better for toddlers' development. A warm smile and repetition of the words will set you in the right direction. .... repeat & smile when you say water (instead of num num). The school does not expect your child to behave like puppets or robots but we should definitely like young children to become social interpreters for your child. We are aware that this exercise will take much patience & good molding on your part but it is well worth it.

With the beginning of the new session, we are trying to move the young students to imbibe good table manners while they eat. Take up your role during holidays and remind them about good etiquettes like..... washing of hands, spread table mats, napkin, not to spoil food all prior to starting of meal time. **Kindly ensure that the Vacation Enrichment Programme (VEP) is completed by the students under the guidance of the parents.**

## **Every Day**

### **Help your child become caring human being by developing the following habits**

- Wishing and welcoming guests.
- Giving respect to his/her elders and loving his/her younger ones.
- After eating, keeping his/her plate in the kitchen.
- Arranging his/her toy shelf.
- Always throw garbage into the dustbin and keep your surroundings clean.
- Sensitize the child towards the wise usage of electricity and water.

Enjoy working with little wonders of life.

## **HAPPY HOLIDAYS**

### **Language Development**

- **Show and tell** : Choose any object from your surroundings every day and let the child speak few lines on it.e.g This is a car.It has four wheels .It is red in colour.
- Introduce any one story with pictures to your child and discuss the things seen in the pictures.

### **Cognitive Development**

- Look at the different size of utensils .Take out big size utensils.Scribble yellow colour on paper let your mother make a paper fan from the paper.

### **Motor Development**

- By doing vegetable/Thumb/ /Paper tearing and pasting etc.  
design a card with a message for your father & give it to him on father's day.
- Colour any 10 objects like sun, ball, ice-cream etc. in the A 3 size pastel sheet using red & yellow colours.
- Write standing line( l) in your practice note book .

### **Social and Emotional Development**

- Take help of mother to draw circle shape face for you make a smile in it and be happy always .
- Ask your child to share his/her daily routine with his/her Grand Parents.
- Encourage your child to converse freely on phone to elders.
- Encourage your child to help you in laying the table for dinner.
- Take your child to the park and encourage him/her to make friends.
- Learn the names of your grandparent's & sibling.
- Go with your grandparent's in the garden and discuss about the big and small green plants.
- Learn the facts behind the celebration of Holi and Christmas from your Grand parents.

### **Aesthetic Development**

- Recite rhyme everyday with voice modulation and actions.  
( This is the way I brush my teeth ,when I was a baby,I know a shape .. & Bade ho gaye.)
- Learn one poem with introduction and actions for recitation activity

### **Physical Development**

- Learn different sports styles using balls like –throw kick ,catch

### **Experiential Development**

- Tell your child to look after plants at home. Water them regularly. Let him/her observe what happens to the plants if he/she forgets to water them for a day or two.

Note: Click the photographs of your ward while watering the plants, while playing in the park, while feeding the birds and animals, sharing time with grand parents and make a collage in A3 Size pastel sheet .

### **USE GENERAL ENGLISH WORDS IN YOUR DAILY CONVERSATION**

LIKE :-

Keep it

Hold it

Sit

Sorry

Stand Up

Please

Go There

Come Here

Come Down

Go Up

Thank You

RHYME –Up to down, up to down standing line.

Up to down, up to down standing line.

### **Moral Teaching**

**To inculcate table manners explain your ward / child .**

1. Wash your hands before and after the meal.
2. Don't talk while eating.
3. Ask politely for the food you can't reach
4. Eat slowly with your mouth close.
5. Always take a small bite.
6. Chew your food properly while eating.
7. Don't sip water or milk with a hissing sound.
8. Don't waste your food.

## ENGLISH RHYMES:-

\*Recite “ This is the way I brush my teeth “ rhyme to your paternal grand parent . Ref - pg no 79 Xseed book Tale and Tunes 1 .

\*Recite “ when I was a baby “ rhyme to your maternal grand parent . Ref - pg no 34 Xseed book Tale and Tunes 1 .

Recite “ I know a shape that goes round and round “ rhyme to your parents . Ref - pg no 24 Xseed book Tale and Tunes 1 .

<https://www.youtube.com/watch?v=SDKgeb3aDsQ>

## HINDI RHYMES:-

### बड़े हो गये

देखो माँ हम बड़े हो गये ,  
पंजे के बल खड़े हो गये  
देखो कैसे हाथ छोड़ कर ,  
एक पैर पर खड़े हो गये  
देखो माँ हम बड़े हो गये ,


COLOUR THE PICTURE USING RED & YELLOW COLOURS



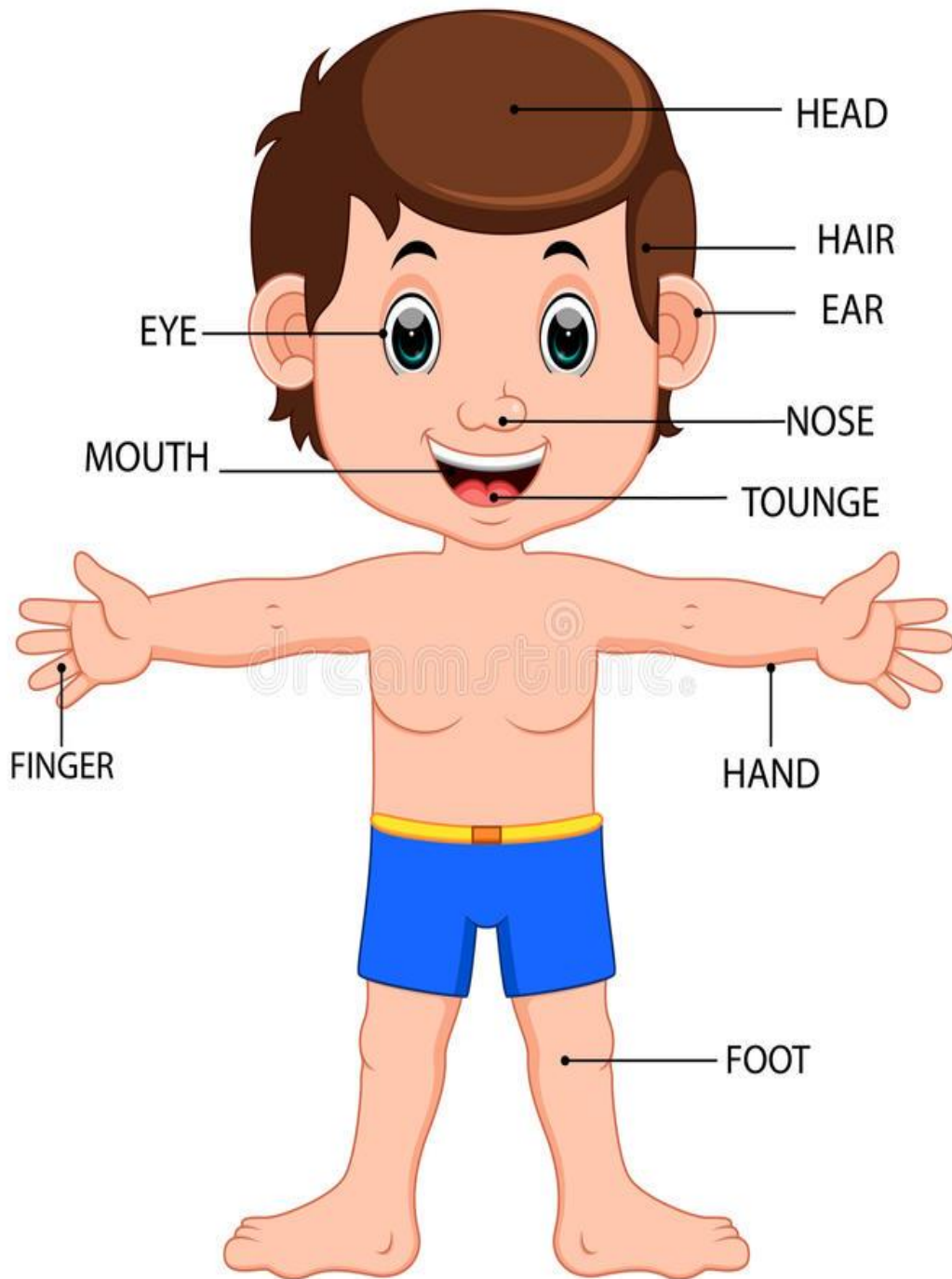
Little friend pooh is going to a birthday party . The theme of birthday party is red and yellow colours.

Can you help him to dress accordingly.

FUN WITH TRACING & COLOURING OF CIRCLE SHAPE





**Recognise your body parts & tell their names & numbers to your grandparent's**




# CONCEPT :- BIG/ SMALL AND TALL / SHORT

COLOUR THE BIG CAR IN YELLOW AND SMALL IN RED COLOUR.






COLOUR THE TALL PERSON IN RED AND SHORT PERSON IN YELLOW COLOUR





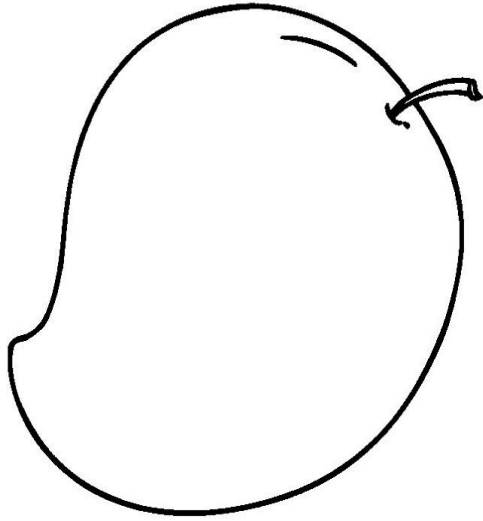


**COLOUR THE PICTURES RED**




**NOTE-Ask your mummy to make you wear red dress while doing this page.**

## COLOUR THE PICTURES YELLOW




**NOTE- Ask your papa to bring one yellow colour fruit today from the market .Have fun with yellow colour today.**

FUN WITH LETTERS



apple



balloon